

**ARMY
NAVY
MARINE CORPS**

**TM 11-5895-1180-34P
EE125-JG-MEB-010-PSC3
TM 5895-34/12**

**DIRECT SUPPORT AND GENERAL SUPPORT MAINTENANCE
REPAIR PARTS AND SPECIAL TOOLS LIST
(INCLUDING DEPOT MAINTENANCE REPAIR PARTS AND SPECIAL TOOLS)
FOR
RADIO SET AN/PSC-3
(NSN 5820-01-145-4943)**

Distribution authorized to the Department of Defense and DOD Contractors only for official use or for administration or operational purposes. This determination was made on 24 November 1987. Other requests for this documents will be referred to Commander, US Army Communications-Electronics Command and Fort Monmouth, ATTN: AMSEL-ME-P, Fort Monmouth, NJ 07703-5000.

DESTRUCTION NOTICE — Destroy by any method that will prevent disclosure of contents or reconstruction of the document.

**DEPARTMENTS OF THE ARMY AND NAVY AND HEADQUARTERS, MARINE CORPS
15 MAY 1988**

TECHNICAL MANUAL
No. 11-5895-1180-34P
TECHNICAL MANUAL
EE125-JG-MEB-010-PSC3
TECHNICAL MANUAL
No. 5805-34/12

DEPARTMENTS OF THE ARMY
AND THE NAVY AND HEADQUARTERS, MARINE CORPS

WASHINGTON, DC, 15 May 1988

**DIRECT SUPPORT AND GENERAL SUPPORT MAINTENANCE
REPAIR PARTS AND SPECIAL TOOLS LIST
(INCLUDING DEPOT MAINTENANCE REPAIR PARTS AND SPECIAL TOOLS)
FOR
RADIO SET AN/PSC-3
(NSN 5820-01-145-4943)
Current as of 15 February 1988**

REPORTING ERRORS AND RECOMMENDING IMPROVEMENTS

You can help improve this manual. If you find any mistakes or if you know of a way to improve the procedures, please let us know. Mail your letter, DA Form 2028 (Recommended Changes to Publications and Blank Forms), or DA Form 2028-2 located in back of this manual direct to: Commander, US Army Communications-Electronics Command and Fort Monmouth, ATTN: AMSEL-ME-MP Fort Monmouth, NJ 07703-5000.

For Navy, mail comments to the Commander, Space and Naval Warfare Systems Command, ATTN: SPAWAR 8122, Washington, DC, 20363-5100.

For Marine Corps, submit exception requisition to: Commanding General, Marine Corps Logistics Base (Code 847) Albany, Georgia 31704. In either case, a reply will be furnished direct to you.

Table of Contents

| | Page | Illus Figure |
|--|------|-----------------|
| SECTION I. Introduction | 1 | |
| II. Repair Parts List | 1-1 | |
| GROUP 00 Radio Set AN/PSC-3 | 1-1 | 1 |
| 01 Receiver/Transmitter RT-1402A/G (See TM 11-5895-1182-34P for parts) | | |
| 02 Antenna AS-356/G (No parts authorized) | | |
| 03 Antenna AS-3567/G (See TM 11-5895-374-23P for part) | | |
| 04 Battery Box CY-8006/PSC-3 | 2-1 | 2 |
| 05 Handset H-250()/U(No parts authorized) | | |
| SECTION III. Special Tools (No parts authorized) | | |
| IV. Cross-Reference Indexes | | |
| National Stock Number Index | 1-1 | |
| Part Number Index | 1-2 | |
| Figure and Item Number Index | 1-3 | |

SECTION I

INTRODUCTION

1. Scope

This manual lists and authorizes spares and repair parts; special tools; special test, measurement, and diagnostic equipment (TMDE); and other special support equipment required for performance of direct support and general support maintenance of the AN-PSC-3. It authorizes the requisitioning, issue, and disposition of spares, repair parts and special tools as indicated by the source, maintenance and recoverability (SMR) codes.

2. General

This Repair Parts and Special Tools List is divided into the following sections:

a. Section II. Repair Parts List. A list of spares and repair parts authorized by this RPSTL for use in the performance of maintenance. The list also includes parts which must be removed for replacement of the authorized parts. Parts lists are composed of functional groups in ascending numeric sequence, with the parts in each group listed in ascending item number sequence. Figure numbers are listed directly beneath the group header.

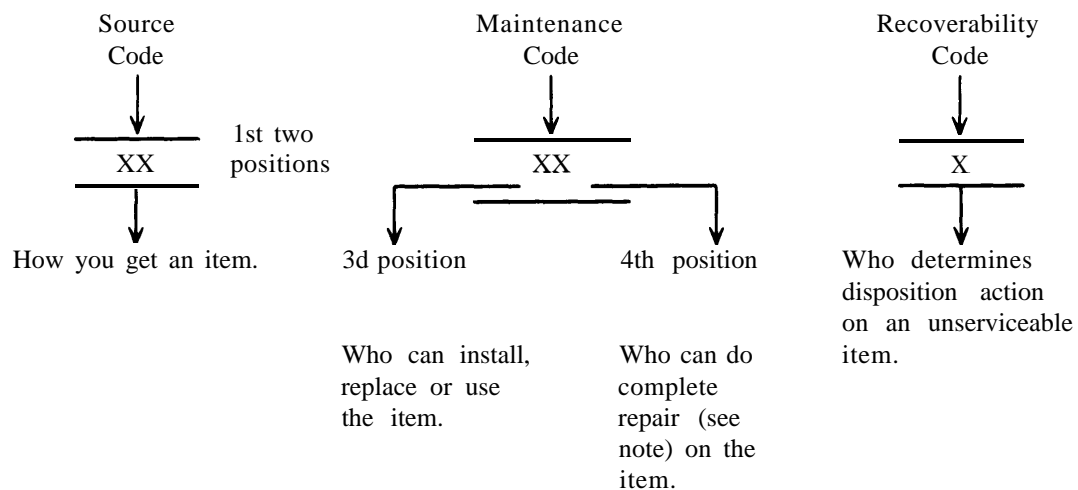
b. Section III. Special Tools List. Not applicable.

c. Section IV Cross-reference Indexes. A list, in National item identification number (NIIN) sequence, of all National stock numbered items appearing in the listing, followed by a list in alphameric sequence of all part numbers appearing in the listings. National stock numbers and part numbers are cross-referenced to each illustration figure and item number appearance. The figure number and item number index lists figure and item numbers in numeric sequence and cross-references National stock number, Federal Supply Code for Manufacturer and part numbers.

3. Explanation of Columns (Section II and III)

a. Item No. (Column (1)). Indicates the number used to identify items called out in the illustration.

b. SMR Code (Column (2)). The source, maintenance, and recoverability (SMR) code is a five-position code containing supply/requisitioning information, maintenance category authorization criteria, and disposition instruction, as shown in the following breakout:



NOTE

Complete repair: Maintenance capacity, capability, and authority to perform all corrective maintenance tasks of the "Repair" function in a use/user environment in order to restore serviceability to a failed item.

(1) *Source code.* The source code tells you how to get an item needed for maintenance, repair, or overhaul of an end item/equipment. Explanations of source codes follows:

| <i>Code</i> | <i>Explanation</i> |
|--|--|
| PA PB PC PD PE PF PG | Stocked items; use the applicable NSN to request/requisition items with these source codes. They are authorized to the category indicated by the code entered in the third position of the SMR code. |

NOTE

Items coded PC are subject to deterioration.

| | |
|----------------|--|
| KD KF KB | Items with these codes are not to be requested/requisitioned individually. They are part of a kit which is authorized to the maintenance category indicated in the third position of the SMR code. The complete kit must be requisitioned and applied. |
|----------------|--|

| | |
|---|---|
| MO-Made at org/ AVUM category MF- Made at DS/ AVIM category MH—Made at GS category ML-Made at Spe- cialized Repair Activity (SRA) MD-Made at Depot | Items with these codes are not to be requested/requisitioned individually. They must be made from bulk material which is identified by the part number in the description and usable on code (UOC) column and listed in the Bulk Material group of the repair parts list. If the item is authorized to you by the third position code of the SMR code, but the source code indicates it is made at a higher category, order the item from the higher category of maintenance. |
|---|---|

| | |
|---|--|
| AO-Assembled by org/AVUM category AF— Assembled by DS/AVIM category AH— Assembled by GS category AL-Assembled by SRA AD-Assembled by Depot | Items with these codes are not to be requested/requisitioned individually. The parts that make up the assembled item must be requisitioned or fabricated and assembled at the category of maintenance indicated by the source code. If the third position code of the SMR code authorizes you to replace the item, but the source code indicates the item is assembled at a higher category, order the item from the higher category of maintenance. |
|---|--|

| <i>Code</i> | <i>Explanation</i> |
|-------------|--|
| XA | Do not requisition an "XA" coded item. Order its next higher assembly. |
| XB | If an "XB" item is not available from salvage, order it using the FSCM and part number given. |
| XC | Installation drawing, diagram, instruction sheet, field service drawing, that is identified by manufacturers part number. |
| XD | Item is not stocked, Order an "XD" coded item through normal supply channels using the FSCM and part number given, if no NSN is available. |

NOTE

Cannibalization or controlled exchange, when authorized, may be used as a source of supply for items with the above source codes, except for those source coded "XA" or those aircraft support items restricted by requirements of AR 750-1.

(2) *Maintenance code.* Maintenance codes tell you the category of maintenance authorized to USE and REPAIR support items. The maintenance codes are entered in the third and fourth positions of the SMR code as follows:

(a) The maintenance code entered in the third position tells you the lowest maintenance category authorized to remove, replace, and use an item. The maintenance code entered in the third position will indicate authorization to one of the following categories of maintenance.

| <i>Code</i> | <i>Application/Explanation</i> |
|-------------|---|
| C | Crew or operator maintenance done within organizational or aviation maintenance. |
| O | Organizational or aviation unit category can remove, replace, and use the item. |
| F | Direct support or aviation intermediate category can remove, replace, and use the item. |
| H | General support category can remove, replace, and use the item. |
| L | Specialized repair activity can remove, replace, and use the item. |
| D | Depot category can remove, replace, and use the item. |

(b) The maintenance code entered in the fourth position tells whether or not the item is to be repaired and identifies the lowest maintenance category with the capability to do complete repair (i.e., perform all authorized repair functions). This position will contain one of the following maintenance codes.

NOTE

Some limited repair may be done on the item at a lower category of maintenance, if authorized by the Maintenance Allocation Chart (MAC) and SMR codes.

| <i>Code</i> | <i>Application/Explanation</i> |
|-------------|---|
| O | Organizational or aviation unit is the lowest category that can do complete repair of the item. |
| F | Direct support or aviation intermediate is the lowest category that can do complete repair of the item. |
| H | General support is the lowest category that can do complete repair of the item. |
| L | Specialized repair activity (designate the specialized repair activity) is the lowest category that can do complete repair of the item. |
| D | Depot is the lowest category that can do complete repair of the item. |
| Z | Nonreparable. No repair is authorized. |
| B | No repair is authorized. (No parts or special tools are authorized for the maintenance of a "B" coded item.) However, the item may be reconditioned by adjusting, lubricating, etc., at the user category. |

(3) *Recoverability code.* Recoverability codes are assigned to items to indicate the disposition action on unserviceable items. The recoverability code is entered in the fifth position of the SMR Code as follows:

| <i>Recoverability Codes</i> | <i>Application/Explanation</i> |
|-----------------------------|--|
| Z | Nonreparable item. When unserviceable, condemn and dispose of the item at the category of maintenance shown in the third position of SMR Code. |
| O | Reparable item. When uneconomically repairable, condemn and dispose of the item at organizational or aviation unit category. |
| F | Reparable item. When uneconomically repairable, condemn and dispose of the item at direct support or aviation intermediate category. |

Recoverability
Codes

Application/Explanation

- H-Reparable item. When uneconomically reparable, condemn and dispose of the item at general support category.
- D—Reparable item. When beyond lower category repair capability, return to depot. Condemnation and disposal of item not authorized below depot category.
- L-Reparable item. Condemnation and disposal not authorized below specialized repair activity (SRA).
- A—Item requires special handling or condemnation procedures because of specific reasons (e.g., precious metal content, high dollar value, critical material, or hazardous material). Refer to appropriate manuals/directives for specific instructions.

c. *FSCM (Column (3))*. The Federal Supply Code for Manufacturer (FSCM) is a 5-digit numeric code which is used to identify the manufacturer, distributor, or Government agency, etc., that supplies the item.

d. *Part Number (Column (4))*. Indicates the primary number used by the manufacturer (individual, company, firm, corporation, or Government activity), which controls the design and characteristics of the item by means of its engineering drawings, specifications, standards, and inspection requirements to identify an item or range of items.

NOTE

When you use a NSN to requisition an item, the item you receive may have a different part number from the part ordered.

e. *Description and Usable on Code (UOC) (Column (5))*. This column includes the following information.

- (1) The Federal item name and, when required, a minimum description to identify the item.
- (2) The statement "END OF FIGURE" appears just below the last item description in Column (5) for a given figure in both section II and section III.

f. *Qty (Column (6))*. Indicates the quantity of the item used in the breakout shown on the illustration figure, which is prepared for a functional group, subfunctional group, or an assembly. A "V" appearing in this column in lieu of a quantity indicates that the quantity is variable and the quantity may vary from application to application.

4. Explanation of Columns (Section IV)

a. *National Stock Number (NSN) Index*.

(1) *Stock number column*. This column lists the NSN by National item identification number (NIIN) sequence. The NIIN consists of the last nine digits of the NSN. When using this column to locate an item, ignore the first four digits of the NSN. When requisitioning items use the complete NSN (13 digits).

(2) *Fig. column*. This column lists the number of the figure where the item is identified/located. The illustrations are in numerical sequence in sections II and III.

(3) *Item column*. The item number identifies the item associated with the figure listed in the adjacent Fig. column. This item is also identified by the NSN listed on the same line.

b. *Part Number Index*. Part numbers in this index are listed by part number in ascending alphanumeric sequence.

(1) *FSCM column*. This column lists the Federal supply code for manufacturer (FSCM).

(2) *Part number column*. This column indicates the part number assigned to the item.

(3) *Stock number column*. This column lists the National stock number for the associated part number and manufacturer identified in the part number and FSCM columns to the left.

(4) *Fig. column*. This column lists the number of the figure where the item is identified/located in sections II and III.

(5) *Item column*. The item number is that number assigned to the item as it appears in the figure referenced in the adjacent figure number column.

c. Figure and Item Number Index.

(1) *Fig. column.* This column lists the number of the figure where the item is identified/located in sections II and III.

(2) *Item column.* The item number is that number assigned to the item as it appears in the figure referenced in the adjacent figure number column.

(3) *Stock number column.* This column lists the National stock number for the item.

(4) *FSCM column.* The Federal supply code for manufacturer (FSCM) is a 5-digit numeric code used to identify the manufacturer, distributor, or Government agency, etc., that supplies the item.

(5) *Part number column.* Indicates the primary number used by the manufacturer (individual, firm, corporation, or Government activity), which controls the design and characteristics of the item by means of its engineering drawings, specifications, standards, and inspection requirements to identify an item or range of items.

5. Special Information

a. Associated Publications. The publications listed below pertain to the AN-PSC-3 and its components:

TM 11-5895-1180-10, Radio Set AN/PSC-3

TM 11-5895-1180-20, Radio Set AN/PSC-3

TM 11-5895-1180-20P, Radio Set AN/PSC-3

TM 11-5895-1180-34, Radio Set AN/PSC-3

TM 11-5895-1182, Receiver/Transmitter RT-1402A/G

TM 11-5895-374-23P Antenna AS-2567/G

b. National Stock Numbers. National stock numbers (NSN's) that are missing from P source coded items have been applied for and will be added to this TM by future change/revision when they are entered in the Army Master Data File (AMDF). Until the NSN's are established and published, submit exception requisitions to: Commander, US Army Communications-Electronics Command and Fort Monmouth, ATTN: AMSEL-MM, Fort Monmouth, NJ 07703-5000 for the part required to support your equipment.

6. How to Locate Repair Parts

a. When National stock number or part number is not known.

(1) *First.* Using the table of contents, determine the assembly group or subassembly group to which the item belongs. This is necessary since figures are prepared for assembly groups and subassembly groups, and listings are divided into the same groups.

(2) *Second.* Find the figure covering the assembly group or subassembly group to which the item belongs.

(3) *Third.* Identify the item on the figure and note the item number.

(4) *Fourth.* Refer to the Repair Parts List for the figure to find the part number for the item number noted on the figure.

(5) *Fifth.* Refer to the Part Number Index to find the NSN, if assigned.

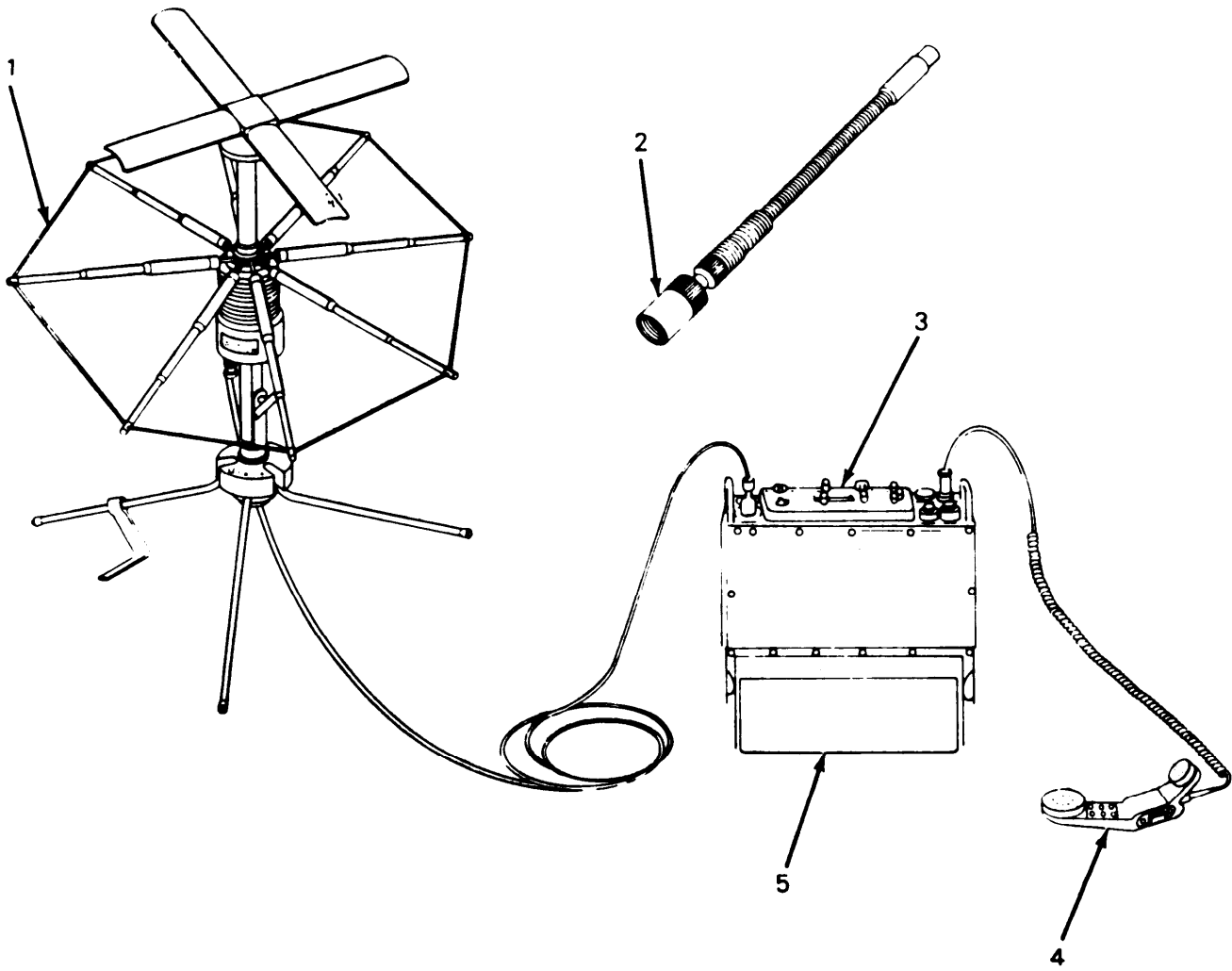
b. When National stock number or part number is known.

(1) *First.* Using the index of National stock numbers and part numbers, find the pertinent National stock number or part number. The NSN index is in National item identification number (NIIN) sequence (para 4a(1)). The part numbers in the part number index are listed in ascending alphameric sequence (para 4b). Both indexes cross-reference you to the illustration figure and item number of the item you are looking for.

(2) *Second.* After finding the figure and item number, verify that the item is the one you're looking for, then locate the item number in the repair parts list for the figure.

7. Abbreviations

Not applicable.

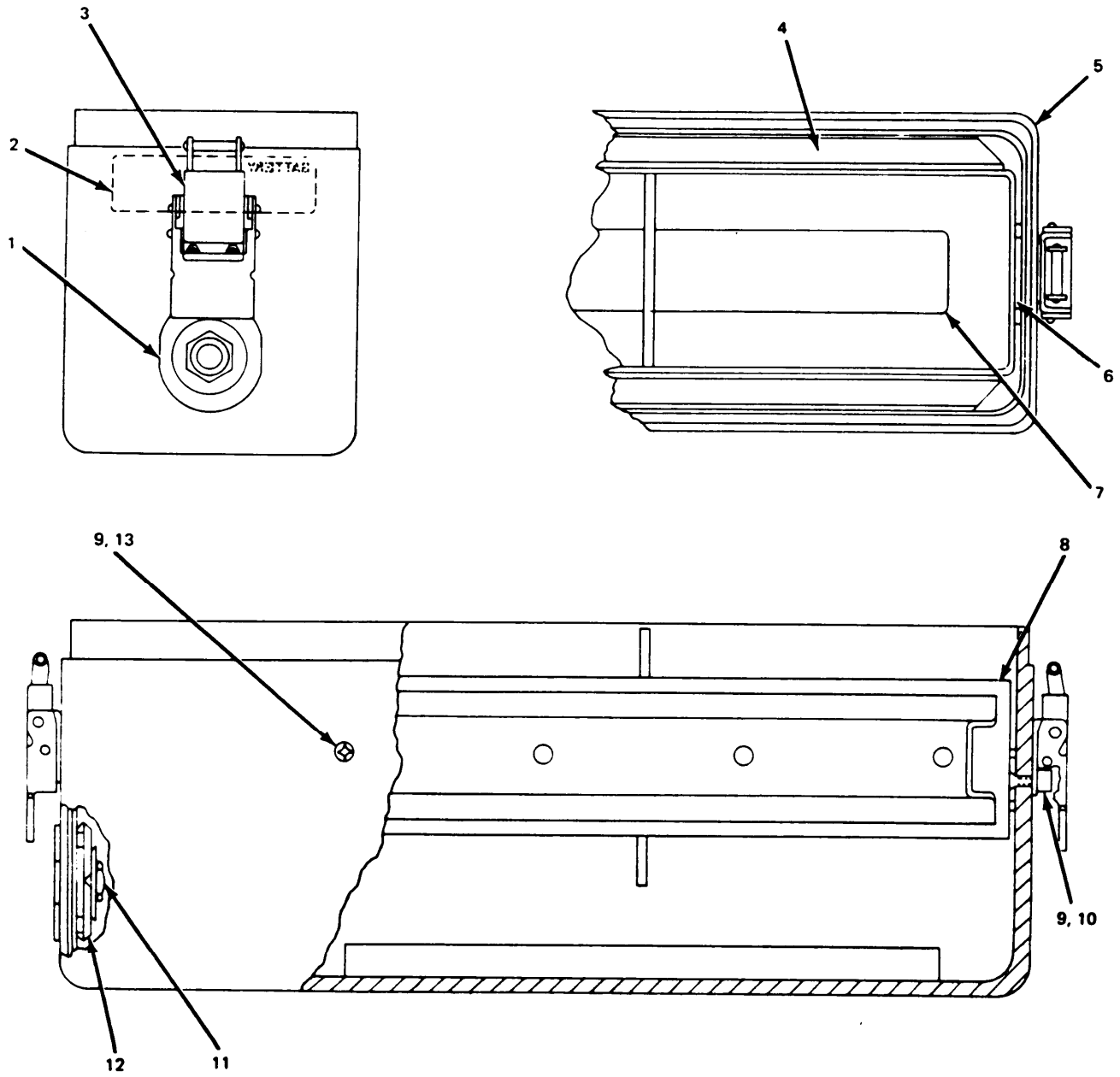


EL8XB001

Figure 1. Radio Set AN/PSC-3

SECTION II

| (1) ITEM NO | (2) SMR CODE | (3) FSCM | (4) PART NUMBER | (5) DESCRIPTION AND USABLE ON CODE (UOC) | (6) QTY |
|-----------------------------|--------------------|-------------|-----------------------|---|------------|
| GROUP 00 RADIO SET AN/PSC-3 | | | | | |
| FIG.1 | | | | | |
| 1 | PAOZZ | 56996 | AS-3566/G | ANTENNA | 1 |
| 2 | PAODD | 85226 | AS-3567/G | MEDIUM GAIN ANTENNA | 1 |
| 3 | XBODD | 80058 | RT-1402A/G | RECIEVER-TRANSMITTE | 1 |
| 4 | PDOZZ | 80058 | H-250/U | HANDSET | 1 |
| 5 | PAOZZ | 80058 | CY-8006/PSC-3 | BATTERY BOX | 1 |
| END OF FIGURE | | | | | |



EL8XC001

Figure 2. Battery Box CY-8006/PSC-3

SECTION II

| (1) ITEM NO | (2) SMR CODE | (3) FSCM | (4) PART NUMBER | (5) DESCRIPTION AND USABLE ON CODE (UOC) | (6) QTY |
|---------------------------------------|--------------------|-------------|-----------------------|---|------------|
| GROUP 04 BATTERY BOX CY-8006/PSC-3 | | | | | |
| FIG. 2 | | | | | |
| 1 | PAFZZ | 56996 | B4028414 | CONTAINER, VALVE | 1 |
| 2 | XBFZZ | 56996 | B4028421 | PLATE, IDENT | 1 |
| 3 | PAFZZ | 56996 | B4028702 | CATCH, CLAMPING | 2 |
| 4 | XBFZZ | 56996 | B4028417 | SHIM | 2 |
| 5 | XBFZZ | 56996 | B4028698 | BATTERY BOX | 1 |
| 6 | XBFZZ | 56996 | B4028413 | PLATE, BACKUP | 2 |
| 7 | XBFZZ | 56996 | B4028419 | STRIP. RUBBER | 1 |
| 8 | XBFZZ | 56996 | B4028411 | HOLDER, BATTERY | 1 |
| 9 | PAFZZ | 96906 | MS35190-238 | SCREW, MACHINE | 1 |
| 10 | XBFZZ | 56996 | B4028418 | PLATE | 1 |
| 11 | PAFZZ | 98021 | 770-RP-0.2 | VALVE, VENT | 1 |
| 12 | XDFZZ | 96906 | MS27512-14A | NUT, PLAIN, HEXAGON | 1 |
| 13 | PAFZZ | 96906 | MS21083N06 | NUT, SELF-LOCKING, HE | 8 |

END OF FIGURE

CROSS-REFERENCE INDEXES

NATIONAL STOCK NUMBER INDEX

| STOCK NUMBER | FIG. | ITEM | STOCK NUMBER | FIG. | ITEM |
|------------------|------|------|--------------|------|------|
| 5965-00-043-3463 | 1 | 4 | | | |
| 5305-00-059-4553 | 2 | 9 | | | |
| 4820-00-296-9677 | 2 | 11 | | | |
| 5310-00-905-8451 | 2 | 13 | | | |
| 6135-01-128-6480 | 1 | 5 | | | |

SECTION IV

CROSS-REFERENCE INDEXES

| FSCM | PART NUMBER | PART NUMBER INDEX STOCK NUMBER | FIG. | ITEM |
|-------|---------------|-----------------------------------|------|------|
| 56996 | AS-3566/G | | 1 | 1 |
| 85226 | AS-3567/G | | 1 | 2 |
| 56996 | B4028411 | | 2 | 8 |
| 56996 | B4028413 | | 2 | 6 |
| 56996 | B4028414 | | 2 | 1 |
| 56996 | B4028417 | | 2 | 4 |
| 56996 | B4028418 | | 1 | 10 |
| 56996 | B4028419 | | 2 | 7 |
| 56996 | B4028421 | | 2 | 2 |
| 56996 | B4028698 | | 2 | 5 |
| 56996 | B4028702 | | 2 | 3 |
| 80058 | CY-8006/PSC-3 | 6135-01-128-6480 | 1 | 5 |
| 80058 | H-250/U | 5965-00-043-3463 | 1 | 4 |
| 96906 | MS21083N06 | 5310-00-905-8451 | 2 | 13 |
| 96906 | MS27512-14A | | 2 | 12 |
| 96906 | MS35190-238 | 5305-00-059-4553 | 2 | 9 |
| 80058 | RT-1402A/G | | 1 | 3 |
| 98021 | 770-RP-0.2 | 4820-00-296-9677 | 2 | 11 |

TM11-5895-1180-34P
SECTION IV
CROSS-REFERENCE INDEXES

| FIG. | ITEM | FIGURE AND ITEM NUMBER INDEX STOCK NUMBER | FSCM | PART NUMBER |
|------|------|--|-------|---------------|
| 1 | 1 | | 56996 | AS-3566/G |
| 1 | 2 | | 85226 | AS-3567/G |
| 1 | 3 | | 80058 | RT-1402A/G |
| 1 | 4 | 5965-00-043-3463 | 80058 | H-250/U |
| 1 | 5 | 6135-01-128-6480 | 80058 | CY-8006/PSC-3 |
| 1 | 10 | | 56996 | B4028418 |
| 2 | 1 | | 56996 | B4028414 |
| 2 | 2 | | 56996 | B4028421 |
| 2 | 3 | | 56996 | B4028702 |
| 2 | 4 | | 56996 | B4028417 |
| 2 | 5 | | 56996 | B4028698 |
| 2 | 6 | | 56996 | B4028413 |
| 2 | 7 | | 56996 | B4028419 |
| 2 | 8 | | 56996 | B4028411 |
| 2 | 9 | 5305-00-059-4553 | 96906 | MS35190-238 |
| 2 | 11 | 4820-00-296-9677 | 98021 | 770-RP-0.2 |
| 2 | 12 | | 96906 | MS27512-14A |
| 2 | 13 | 5310-00-905-8451 | 96906 | MS21083N06 |

RECOMMENDED CHANGES TO EQUIPMENT TECHNICAL PUBLICATIONS



THEN... JOT DOWN THE DOPE ABOUT IT ON THIS FORM. CAREFULLY TEAR IT OUT. FOLD IT AND DROP IT IN THE MAIL!

SOMETHING WRONG WITH THIS PUBLICATION?

FROM (PRINT YOUR UNIT'S COMPLETE ADDRESS)
 Commander
 Stateside Army Depot
 ATTN: AMSTA-US
 Stateside, N.J. 07703-5007

DATE SENT
 10 July 1975

PUBLICATION NUMBER
 TM 11-5840-340-20P

PUBLICATION DATE
 23 Jan 78

PUBLICATION TITLE
 Radar Set AN/PRC-76

BE EXACT PIN-POINT WHERE IT IS

| PAGE NO | PARA. GRAPH | FIGURE NO | TABLE NO |
|---------|-------------|-----------|----------|
| 33 | | | |
| 44 | | 19 | |
| 45 | | | |

IN THIS SPACE TELL WHAT IS WRONG AND WHAT SHOULD BE DONE ABOUT IT:

For item 2, change the NSN to read: 5835-00-134-9186.
Reason: Accuracy.

Identify the cover on the junction box (item no. 5).
Reason: It is a separate item and is not called out on figure 19.

Add the cover of the junction box as an item in the listing for figure 19.
Reason: Same as above

SAMPLE

PRINTED NAME GRADE OR TITLE AND TELEPHONE NUMBER
 SSG I. M. DeSpirit of 999-1776

SIGN HERE

TEAR ALONG PERFORATED LINE

FILL IN YOUR
UNIT'S ADDRESS

FOLD BACK

DEPARTMENT OF THE ARMY


OFFICIAL BUSINESS

SAMPLE

Commander
US Army Communications-Electronics Command
and Fort Monmouth
ATTN: AMSEL-ME-MP
Fort Monmouth, New Jersey 07703-5000

TEAR ALONG PERFORATED LINE

RECOMMENDED CHANGES TO EQUIPMENT TECHNICAL PUBLICATIONS



THEN...JOT DOWN THE DOPE ABOUT IT ON THIS FORM. CAREFULLY TEAR IT OUT, FOLD IT AND DROP IT IN THE MAIL.

SOMETHING WRONG WITH THIS PUBLICATION?

FROM: (PRINT YOUR UNIT'S COMPLETE ADDRESS)

DATE SENT

PUBLICATION NUMBER

TM 11-5895-1180-34P

PUBLICATION DATE

15 May 1988

PUBLICATION TITLE

Radio Set AN/PSC-3

BE EXACT PIN-POINT WHERE IT IS

| PAGE NO | PARA GRAPH | FIGURE NO | TABLE NO |
|---------|------------|-----------|----------|
|---------|------------|-----------|----------|

IN THIS SPACE TELL WHAT IS WRONG AND WHAT SHOULD BE DONE ABOUT IT:

TEAR ALONG PERFORATED LINE

PRINTED NAME GRADE OR TITLE AND TELEPHONE NUMBER

SIGN HERE

DA FORM 2028-2
1 JUL 79

PREVIOUS EDITIONS ARE OBSOLETE

P.S.—IF YOUR OUTFIT WANTS TO KNOW ABOUT YOUR RECOMMENDATION MAKE A CARBON COPE OF THIS AND GIVE IT TO YOUR HEADQUARTERS.

FILL IN YOUR
UNIT'S ADDRESS

FOLD BACK

DEPARTMENT OF THE ARMY

OFFICIAL BUSINESS

Commander
US Army Communications-Electronics Command
and Fort Monmouth
ATTN: AMSEL-ME-MP
Fort Monmouth, New Jersey 07703-5000

TEAR ALONG PERFORATED LINE

FILL IN YOUR
UNIT'S ADDRESS

FOLD BACK

DEPARTMENT OF THE ARMY

OFFICIAL BUSINESS

Commander
US Army Communications-Electronics Command
and Fort M.
ATTN: AMSEL
Fort Monmouth, New Jersey 07703-5000

TEAR ALONG PERFORATED LINE

FILL IN YOUR
UNIT'S ADDRESS

FOLD BACK

DEPARTMENT OF THE ARMY

OFFICIAL BUSINESS

Commander
US Army Communications-Electronics Command
and Fort Monmouth
ATTN: AMSEL-ME-MP
Fort Monmouth, New Jersey 07703-5000

TEAR ALONG PERFORATED LINE

By order of the Secretaries of the Army and the Navy:

Official:

CARL E. VUONO
General, United States Army
Chief of Staff

R. L. DILWORTH
Brigadier General, United States Army
The Adjutant General

H. E. REESE
Executive Director
Marine Corps Research
Development and Acquisition Command

WILLIAM CHINESE
Vice Admiral, United States Navy
Commander, Space and Naval Warfare
Systems Command

DISTRIBUTION:

To be distributed in accordance with DA Form 12-51 literature requirements for AN/PSC-3.

