

TM 11-5821-318-20P

TECHNICAL MANUAL

**AVIATION UNIT MAINTENANCE
REPAIR PARTS AND SPECIAL TOOLS LIST
FOR
VHF AM/FM RADIO SET AN/ARC-186(V)**

This publication is required for official use or for administrative or operational purposes only. Distribution is limited to US Government Agencies. Other requests for this document must be referred to Commander, US Army Communications-Electronics Command and Fort Monmouth, ATTN: AMSEL-ME-P, Fort Monmouth, NJ 07703-5000.

HEADQUARTERS, DEPARTMENT OF THE ARMY

1 MARCH 1987

TECHNICAL MANUAL }
 NO. 11-5821-318-20P }

HEADQUARTERS
 DEPARTMENT OF THE ARMY
 WASHINGTON, DC, 1 March 1987

**AVIATION UNIT MAINTENANCE
 REPAIR PARTS AND SPECIAL TOOLS LIST
 FOR
 VHF AM/FM RADIO SET AN/ARC-186(V)
 Current as of 5 December 1986**

REPORTING ERRORS AND RECOMMENDING IMPROVEMENTS

You can help improve this manual. If you find any mistakes or if you know of a way to improve the procedures, please let us know. Mail your letter, DA Form 2028 (Recommended Changes to Publications and Blank Forms), or DA Form 2028-2 located in back of this manual direct to: Commander, US Army Communications-Electronics Command and Fort Monmouth, ATTN: AMSEL-ME-MP, Fort Monmouth, NJ 07703-5000.

In either case, a reply will be furnished direct to you.

Table of Contents

	Page	Illus Figure
SECTION I . Introduction	1	
II. Repair Parts List	1 - 1	
GROUP 0 0 Radio Set AN/ARC-186(V)	1 - 1	1
0 1 Receiver-Transmitter RT-1354/ARC-186(V) and RT-1354A/ARC-186(V)	2 - 1	2
0101 Power Supply (No parts authorized)		
0102 Receiver-Transmitter Panel Mount Subassembly (No parts authorized)		
010201 Chassis Assembly (No parts authorized)		
010202 Control Assembly (No parts authorized)		
010203 Transmitter Assembly (No parts authorized)		
0103 Audio circuit Card (No parts authorized)		
0104 Synthesizer assembly (No parts authorized)		
0105 Receiver-Assembly (No parts authorized)		
0 2 Receiver-Transmitter RT-1300A/ARC-186(V) (No parts authorized)		
0201 Power Supply (No parts authorized)		
0202 Receiver-Transmitter Remote Mount Subassembly (No parts authorized)		
020201 Chassis Assembly (No parts authorized)		
020202 Blank Panel Assembly (No parts authorized)		
020203 Transmitter Assembly (No parts authorized)		
0203 Audio Circuit Card (No parts authorized)		
0204 Synthesizer Assembly (No parts authorized)		
0205 Receiver Assembly (No parts authorized)		
0 3 Radio Set Control C-10604(V)6/ARC-186(V) (No parts authorized)		
0 4 Radio Set Control C-10606(V)6/ARC-186(V) (No parts authorized)		
0 5 Signal Data Comparator GM-482/ARC-186(V) (No parts authorized)		
0 6 Signal Data Comparator CM-492/ARC-186(V) (No parts authorized)		
0 7 Mounting Base MT-6048A/ARC-186(V) (No parts authorized)		
0 8 Mounting Base MT-6050/ARC-186(V) (No parts authorized)		
0 9 Mounting Base MT-6051/ARC-186(V) (No parts authorized)		
1 0 Mounting Base MT-6421/ARC-186(V) (No parts authorized)		
SECTION III III. Special Tools List (Not applicable)		
IV. IV. National Stock Number and Part Number Index	1-1	

SECTION I

INTRODUCTION

1. Scope

This manual lists and authorizes spares and repair parts; special tools; special test, measurement, and diagnostic equipment (TMDE); and other special support equipment required for performance of aviation unit maintenance of the AN/ARC-186(V). It authorizes the requisitioning, issue, and disposition of spares, repair parts and special tools as indicated by the source, maintenance and recoverability (SMR) codes.

2. General

This Repair Parts and Special Tools List is divided into the following sections:

a. Section II. Repair Parts List. A list of spares and repair parts authorized by this RPSTL for use in the performance of maintenance. The list also includes parts which must be removed for replacement of the authorized parts. Parts lists are composed of functional groups in ascending numeric sequence, with the parts in each group listed in ascending item number sequence. Figure numbers are listed directly beneath the group header.

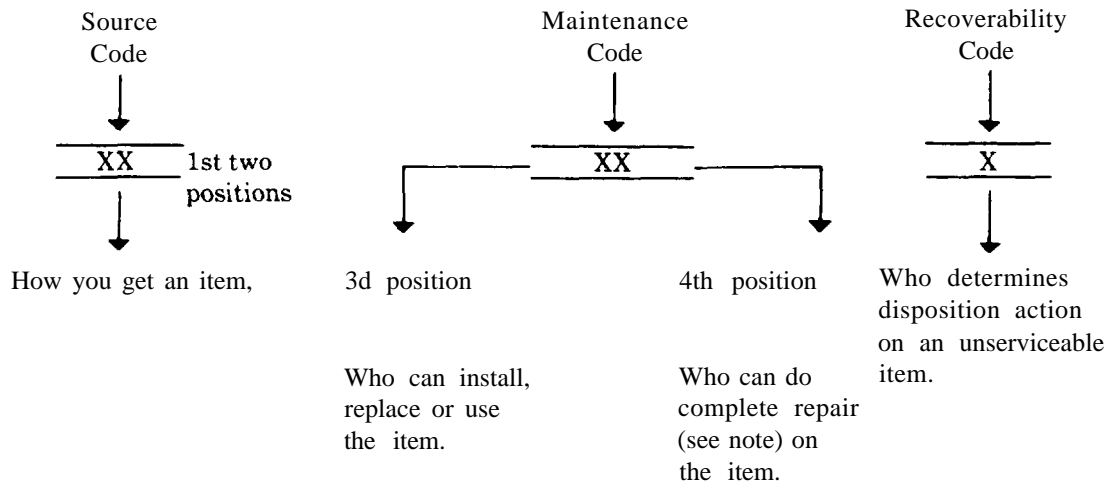
b. Section III. Special Tools List. Not applicable.

c. Section IV. National Stock Number and Part Number Index. A list, in National item identification number (NIIN) sequence, of all National stock numbered items appearing in the listing, followed by a list in alphameric sequence of all part numbers appearing in the listings. National stock numbers and part numbers are cross-referenced to each illustration figure and item number appearance.

3. Explanation of Columns (Section II and III)

a. Item No. (Column (1)). Indicates the number used to identify items called out in the illustration.

b. SMR Code (Column (2)). The source, maintenance, and recoverability (SMR) code is a five-position code containing supply/requisitioning information, maintenance category authorization criteria, and disposition instruction, as shown in the following breakout:



NOTE

Complete repair: Maintenance capacity, capability, and authority to perform all corrective maintenance tasks of the "Repair" function in a use/user environment in order to restore serviceability to a failed item,

(1) *Source code.* The source code tells you how to get an item needed for maintenance, repair, or overhaul of an end item/equipment. Explanations of source codes follows:

<i>Code</i>	<i>Explanation</i>
<div style="border: 1px solid black; padding: 5px; display: inline-block;"> PA PB PC PD PE PF PG </div>	<p>Stocked items; use the applicable NSN to request/requisition items with these source codes. They are authorized to the category indicated by the code entered in the third position of the SMR code.</p> <p style="text-align: center;">NOTE</p> <p style="text-align: center;">Items coded PC are subject to deterioration.</p>
<div style="border: 1px solid black; padding: 5px; display: inline-block;"> KD KF KB </div>	<p>Items with these codes are not to be requested/requisitioned individually. They are part of a kit which is authorized to the maintenance category indicated in the third position of the SMR code. The complete kit must be requisitioned and applied.</p>

<div style="border: 1px solid black; padding: 5px; display: inline-block;"> MO—Made at org/AVUM category MF—Made at DS/AVUM category MH—Made at GS category ML—Made at Specialized Repair Activity (SRA) MD—Made at Depot </div>	<p>Items with these codes are not to be requested/requisitioned individually. They must be made from bulk material which is identified by the part number in the description and usable on code (UOC) column and listed in the Bulk Material group of the repair parts list. If the item is authorized to you by the third position code of the SMR code, but the source code indicates it is made at a higher category, order the item from the higher category of maintenance</p>
<div style="border: 1px solid black; padding: 5px; display: inline-block;"> AO—Assembled by org/AVUM category AF—Assembled by DS/AVIM category AH—Assembled by GS category AL—Assembled by SRA AD—Assembled by Depot </div>	<p>Items with these codes are not to be requested/requisitioned individually. The parts that make up the assembled item must be requisitioned or fabricated and assembled at the category of maintenance indicated by the source code. If the third position code of the SMR code authorizes you to replace the item, but the source code indicates the item is assembled at a higher category, order the item from the higher category of maintenance.</p>

<i>Code</i>	<i>Explanation</i>
XA	Do not requisition an "XA" coded item. Order its next higher assembly.
XB	If an "XB" item is not available from salvage, order it using the FSCM and part number given
XC	Installation drawing, diagram, instruction sheet, field service drawing, that is identified by manufacturers part number.
XD	Item is not stocked. Order an "XD" coded item through normal supply channels using the FSCM and part number given, if no NSN is available.

NOTE

Cannibalization or controlled exchange, when authorized, may be used as a source of supply for items with the above source codes, except for those source coded "XA" or those aircraft support items restricted by requirements of AR 750-1.

(2) *Maintenance code.* Maintenance codes tell you the category of maintenance authorized to USE and REPAIR support items. The maintenance codes are entered in the third and fourth positions of the SMR code as follows:

(a) The maintenance code entered in the third position tells you the lowest maintenance category authorized

to remove, replace, and use an item. The maintenance code entered in the third position will indicate authorization to one of the following categories of maintenance.

<i>Code</i>	<i>Application/Explanation</i>
C	Crew or operator maintenance done within organizational or aviation maintenance.
O	Organizational or aviation unit category can remove, replace, and use the item.
F	Direct support or aviation intermediate category can remove, replace, and use the item.
H	General support category can remove, replace, and use the item.
L	Specialized repair activity can remove, replace, and use the item.
D	Depot category can remove, replace, and use the item.

(b) The maintenance code entered in the fourth position tells whether or not the item is to be repaired and identifies the lowest maintenance category with the capability to do complete repair (i.e., perform all authorized repair functions). This position will contain one of the following maintenance codes.

NOTE

Some limited repair may be done on the item at a lower category of maintenance, if authorized by the Maintenance Allocation Chart (MAC) and SMR codes.

<i>Code</i>	<i>Application/Explanation</i>
O	Organizational or aviation unit is the lowest category that can do complete repair of the item.
F	Direct support or aviation intermediate is the lowest category that can do complete repair of the item.
H	General support is the lowest category that can do complete repair of the item.
L	Specialized repair activity (designate the specialized repair activity) is the lowest category that can do complete repair of the item.
D	Depot is the lowest category that can do complete repair of the item.
Z	Nonreparable. No repair is authorized.
B	No repair is authorized. (No parts or special tools are authorized for the maintenance of a "B" coded item). However, the item may be reconditioned by adjusting, lubricating, etc., at the user category.

(3) *Recoverability code.* Recoverability codes are assigned to items to indicate the disposition action on unserviceable items. The recoverability code is entered in the fifth position of the SMR Code as follows:

<i>Recoverability codes</i>	<i>Application/Explanation</i>
Z	Nonreparable Item. When unserviceable, condemn and dispose of the item at the category of maintenance shown in the third position of SMR Code.
O	Reparable item. When uneconomically repairable, condemn and dispose of the item at organizational or aviation unit category.
F	Reparable item, When uneconomically repairable, condemn and dispose of the item at direct support or aviation intermediate category.
H	Reparable item. When uneconomically repairable, condemn and dispose of the item at general support category.
D	Reparable item, When beyond lower category repair capability, return to depot. Condemnation and disposal of item not authorized below depot category.
L	Reparable item, Condemnation and disposal not authorized below specialized repair activity (SRA).
A	Item requires special handling or condemnation procedures because of specific reasons (e.g., precious metal content, high dollar value, critical material, or hazardous material). Refer to appropriate manuals/directives for specific instructions.

c. *FSCM (Column (3)).* The Federal Supply Code for Manufacturer (FSCM) is a 5-digit numeric code which is used to identify the manufacturer, distributor, or Government agency, etc., that supplies the item.

d. *Part Number (Column (4)).* Indicates the primary number used by the manufacturer (individual, company, firm, corporation, or Government activity), which controls the design and characteristics of the item by means of its engineering drawings, specifications, standards, and inspection requirements to identify an item or range of items.

NOTE

When you use a NSN to requisition an item, the item you receive may have a different part number from the part ordered,

e. *Description and Usable on code (UOC) (Column (5)).* This column includes the following information.

- (1) The Federal item name and, when required, a minimum description to identify the item.
- (2) The statement "END OF FIGURE" appears just below the last item description in Column (5) for a given figure in both section II and section III.

f. *Qty (Column (6)).* Indicates the quantity of the item used in the breakout shown on the illustration figure, which is prepared for a functional group, subfunctional group, or an assembly. A "V" appearing in this column in

lieu of a quantity indicates that the quantity is variable and the quantity may vary from application to application

4. Explanation of Columns (Section IV)

a. National Stock Number (NSN) Index.

(1) *Stock number column.* This column lists the NSN by National item identification number (NIIN) sequence. The NIIN consists of the last nine digits of the NSN. When using this column to locate an item, ignore the first four digits of the NSN. When requisitioning items use the complete NSN (13 digits).

(2) *Fig. column.* This column lists the number of the figure where the item is identified/located. The illustrations are in numerical sequence in sections II and III.

(3) *Item column.* The item number identifies the item associated with the figure listed in the adjacent Fig. column. This item is also identified by the NSN listed on the same line.

b. Part Number Index. Part numbers in this index are listed by part number in ascending alphameric sequence.

(1) *FSCM column.* This column lists the Federal supply code for manufacturer (FSCM).

(2) *Part number column.* This column indicates the part number assigned to the item

(3) *Stock number column.* This column lists the National stock number for the associated part number and manufacturer identified in the part number and FSCM columns to the left.

(4) *Fig. column.* This column lists the number of the figure where the item is identified/located in sections II and III.

(3) *Item column.* the item number is that number assigned to the item as it appears in the figure referenced in the adjacent figure number column.

5. Special Information

a. *Associated Publications.* The publication listed below pertains to the AN/ARC-186(V) and its components:

TM 11-5821-318-12, AM/FM Radio Set AN/ARC186(V)

b. *Illustrations—Listing.* The illustrations in this RPSTL are identical to those published in TM 11-5821-318-30P. only those parts coded “C” or “O” in the third position of the SMR code are listed in the tabular listing; therefore, there may be a break in the item sequence. figure number and page number. Only illustrations containing organizational or aviation unit authorized items appear in this RPSTL.

d. *National Stock Numbers.* National stock numbers (NSN’S) that are missing from P source coded items have been applied for and will be added to this TM by future change/revision when they are entered in the Army Master Data File (AMDF). Until the NSN’S are established and published, submit exception requisitions to: Commander, US Army Communications-Electronics Command and Fort Monmouth, ATTN: AMSEL-MM, Fort Monmouth, NJ 07703-5000 for the part required to support your equipment.

6. How to Locate Repair Parts

a. When National stock number or part number is not known.

(1) *First.* Using the table of contents, determine the assembly group or subassembly group to which the item belongs. This is necessary since figures are prepared for assembly groups and subassembly groups. and listings are divided into the same groups.

(2) *Second.* Find the figure covering the assembly group or subassembly group to which the item belongs.

(3) *Third.* Identify the item on the figure and note the item number.

(4) *Fourth.* Refer to the Repair Parts List for the figure to find the part number for the item number noted on the figure.

(5) *Fifth.* Refer to the Part Number Index to find the NSN, if assigned.

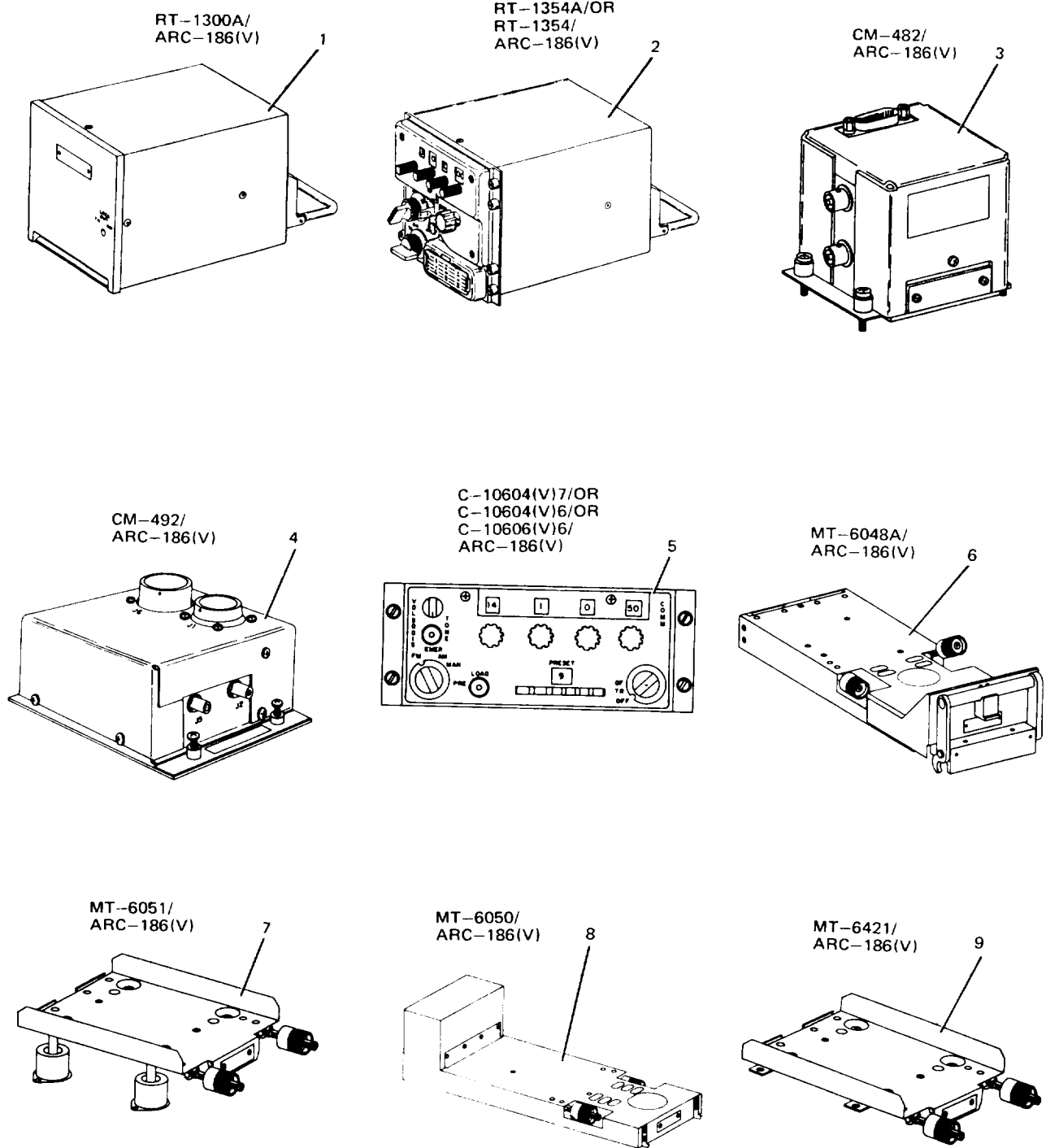
b. When National stock number or part number is known.

(1) *First.* Using the index of National stock numbers and part numbers, find the pertinent National stock number or part number. The NSN index is in National item identification number (NIIN) sequence (para 4 a (1)). The part numbers in the part number index are listed in ascending alphameric sequence (para 4 b). Both indexes cross-reference you to the illustration figure and item number of the item you are looking for.

(2) *Second.* After finding the figure and item number, verify that the item is the one you’re looking for, then locate the item number in the repair parts list for the figure.

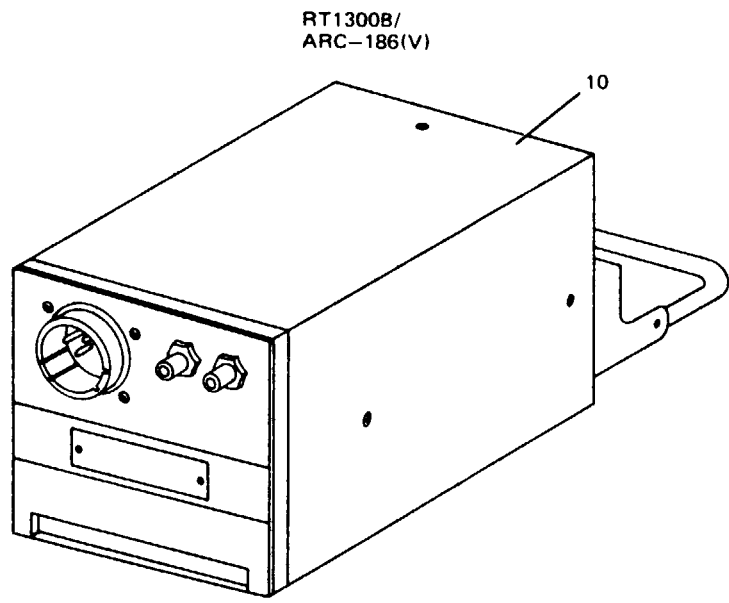
7. Abbreviations

Not applicable.



EL7BW001

FIGURE 1. AN/ARC-186(V) RADIO SET (SHEET 1 OF 2)



RT1300B/
ARC-186(V)

10

EL7BW001A

FIGURE 1. AN/ARC-186(V) RADIO SET (SHEET 2 OF 2)

SECTION II			TM11-5821-318-20P		
(1)	(2)	(3)	(4)	(5)	(6)
ITEM NO	SMR CODE	FSCM	PART NUMBER	DESCRIPTION AND USABLE ON CODES(UOC)	QTY
GROUP 00 AN/ARC-186(V) RADIO SET					

FIG. 1

1	PAODD 80058	RT-1300A/ARC-186	RECEIVER-TRANSMITTE	1
		(V)		
2	PAODD 80058	RT-1354/ARC-186	RECEIVER-TRANSMITTE	1
		(V)		
2	PAODD 80058	RT-1354A/ARC-186	RECEIVER-TRANSMITTE	1
		(V)		
3	PAODD 80058	CM-482/ARC-186(V	FM HOMING MODULE	1
)		
4	PAOZZ 80058	CM-492/ARC-186(V	COMPARATOR,SIGNAL	1
)		
5	PAODD 80058	C-10604(V)6/ARC-	CONTROL,RADIO SET	1
		186(V)		
5	PAODA 80058	C-10606(V)6/ARC-	CONTROL,RADIO SET	1
		186(V)		
5	PAODD 80058	C-10604(V)7/ARC-	CONTROL,RADIO SET	1
		186(V)		
6	PAOFA 80058	MT-6048A/ARC-186	MOUNTING BASE,ELECT	1
		(V)		
7	PAOHH 80058	MT-6051/ARC-186(MOUNT ASSY	1
		V)		
8	PAOFA 13499	622-4289-001	MOUNTING TRAY ADAPT	1
9	XBOZA 80058	MT-6421/ARC-186(MOUNTING BASE,ELEC.	1
		V)		
10	PAOFD 80058	RT-1300B/ARC-186	RECEIVER-TRANSMITTE	1
		(V)		

END OF FIGURE

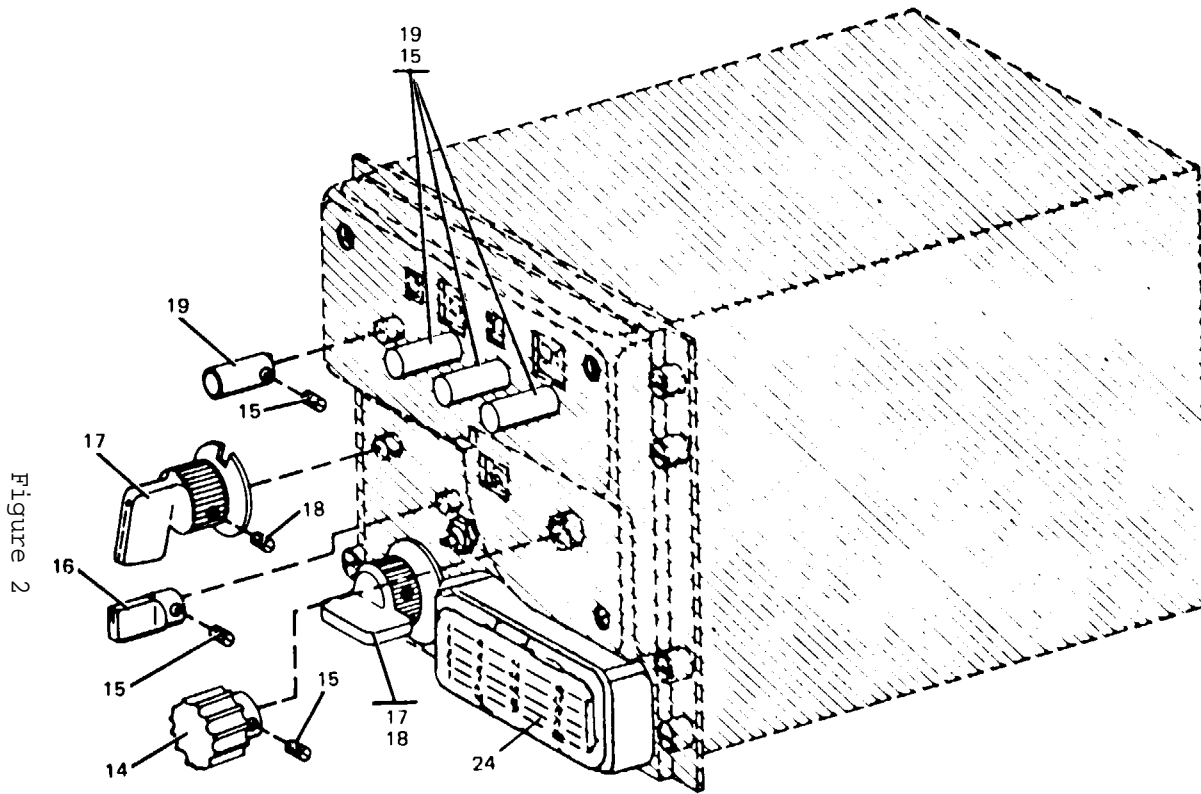
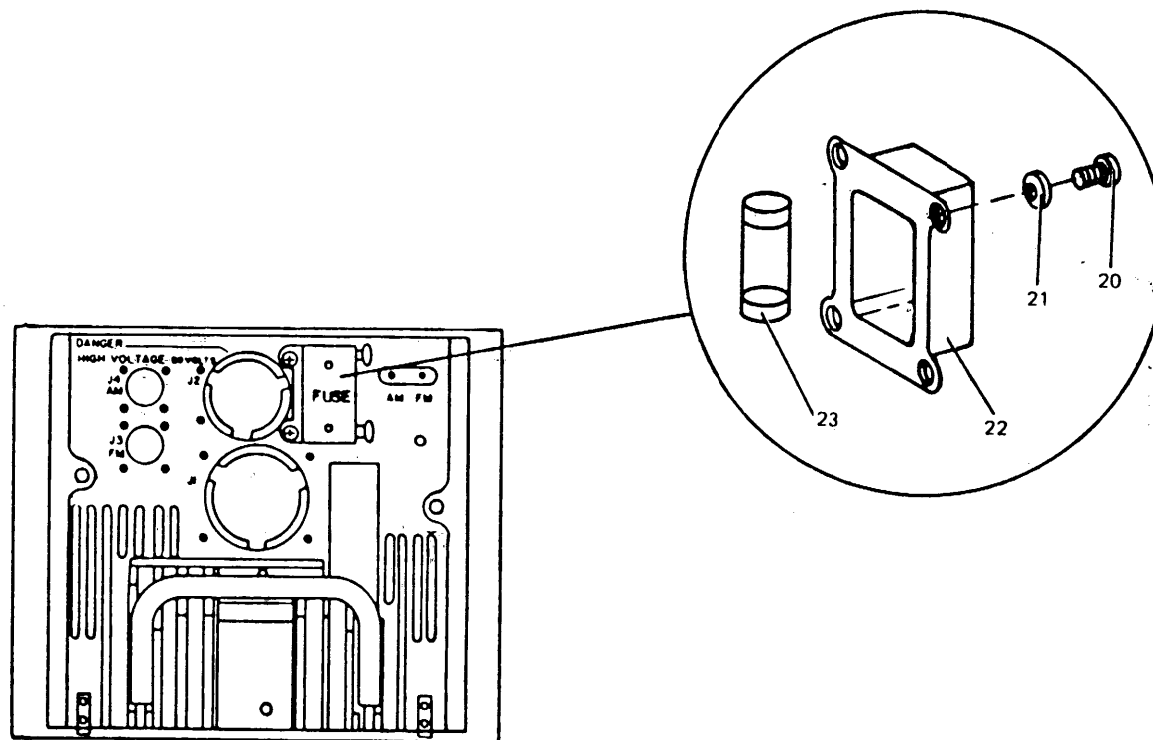


Figure 2

EL7BW006

FIGURE 2. RECEIVER-TRANSMITTER RT-1354/ARC-186(V) AND RT-1354A/ARC-186(V) (SHEET 1 OF 2)



EL7BW007

FIGURE 2. RECEIVER-TRANSMITTER RT-1354/ARC-186(V) AND RT-1354A/ARC-186(V) (SHEET 2 OF 2)

SECTION II			TM11-5821-318-20P		
(1)	(2)	(3)	(4)	(5)	(6)
ITEM	SMR	FSCM	PART		
NO	CODE	FSCM	NUMBER	DESCRIPTION AND USABLE ON CODES(UOC)	QTY

GROUP 01 RECEIVER-TRANSMITTER
RT-1354/ARC-186(V) AND
RT-1354A/ARC-186(V)

FIG. 2

14	PAOZZ	13499	638-9050-001	KNOB	1
15	PAOZZ	96906	MS51963-9	SETSCREW.	12
16	PAOZZ	13499	638-8536-001	KNOB	1
17	PAOZZ	13499	775-9687-007	KNOB.	2
18	PAOZZ	96906	MS51963-10	SETSCREW	2
19	PAOZZ	13499	638-9048-001	KNOB	4
20	PAOZZ	96906	MS51957-15B	SCREW,MACHINE	2
21	PAOZZ	80205	NAS620C4L	WASHER,FLAT	2
22	PAOZZ	13499	638-9956-001	COVER,FUSE-MOLDED	1
23	PAOZZ	71400	AGA5	FUSE,CARTRIDGE	1
24	PAOZZ	13499	637-6507-001	COVER,SWITCH	1

END OF FIGURE


NATIONAL STOCK NUMBER AND PART NUMBER INDEX

STOCK NUMBER	FIG.	NATIONAL STOCK NUMBER INDEX ITEM	STOCK NUMBER	FIG.	ITEM
5920-00-142-4793	2	23			
5305-00-242-7275	2	20			
5355-00-512-6008	2	17			
5305-00-717-6949	2	18			
5305-00-717-6950	2	15			
5310-00-723-9676	2	21			
5821-01-062-0959	1	8			
5821-01-062-0961	1	3			
5821-01-066-5318	1	7			
5821-01-076-2245	1	5			
5821-01-077-2503	1	5			
5355-01-080-0566	2	14			
5355-01-080-0567	2	16			
5355-01-082-7175	2	19			
5821-01-092-4907	1	2			
5821-01-108-1443	1	4			
5821-01-160-9260	2	22			
5821-01-189-9938	1	5			
5821-01-194-8160	1	1			
5821-01-202-0191	1	6			
5821-01-208-1093	1	10			
5821-01-208-1095	1	2			

NATIONAL STOCK NUMBER AND PART NUMBER INDEX

FSCM	PART NUMBER	PART NUMBER INDEX		FIG.	ITEM
			STOCK NUMBER		
71400	AGA5		5920-00-142-4793	2	23
80058	C-10604(V)6/ARC-186(V)		5821-01-076-2245	1	5
80058	C-10604(V)7/ARC-186(V)		5821-01-189-9938	1	5
80058	C-10606(V)6/ARC-186(V)		5821-01-077-2503	1	5
80058	CM-482/ARC-186(V)		5821-01-062-0961	1	3
80058	CM-492/ARC-186(V)		5821-01-108-1443	1	4
96906	MS51957-15B		5305-00-242-7275	2	20
96906	MS51963-10		5305-00-717-6949	2	18
96906	MS51963-9		5305-00-717-6950	2	15
80058	MT-6048A/ARC-186(V)		5821-01-202-0191	1	6
80058	MT-6051/ARC-186(V)		5821-01-066-5318	1	7
80058	MT-6421/ARC-186(V)			1	9
80205	NAS620C4L		5310-00-723-9676	2	21
80058	RT-1300A/ARC-186(V)		5821-01-194-8160	1	1
80058	RT-1300B/ARC-186(V)		5821-01-208-1093	1	10
80058	RT-1354/ARC-186(V)		5821-01-092-4907	1	2
80058	RT-1354A/ARC-186(V)		5821-01-208-1095	1	2
13499	622-4289-001		5821-01-062-0959		8
13499	637-6507-001				24
13499	638-8536-001		5355-01-080-0567	2	16
13499	638-9048-001		5355-01-082-7175	2	19
13499	638-9050-001		5355-01-080-0566	2	14
13499	638-9956-001		5821-01-160-9260	2	22
13499	775-9687-007		5355-00-512-6008	2	17

RECOMMENDED CHANGES TO EQUIPMENT TECHNICAL PUBLICATIONS



THEN JOT DOWN THE DOPE ABOUT IT ON THIS FORM. CAREFULLY TEAR IT OUT, FOLD IT AND DROP IT IN THE MAIL.

SOMETHING WRONG WITH THIS PUBLICATION?

FROM (PRINT YOUR UNIT'S COMPLETE ADDRESS)
 Commander
 Stateside Army Depot
 ATTN: AMSTA-US
 Stateside, N.J. 07703-5007

DATE SENT
 10 July 1975

PUBLICATION NUMBER
 TM 11-5840-540-20P

PUBLICATION DATE
 23 Jan 78

PUBLICATION TITLE
 Radar Set AN/PRC-76

BE EXACT PIN-POINT WHERE IT IS

PAGE NO	PARA-GRAPH	FIGURE NO	TABLE NO
33			
44		19	
45			

IN THIS SPACE TELL WHAT IS WRONG AND WHAT SHOULD BE DONE ABOUT IT:

For item 2, change the NSN to read: 5835-00-134-9186.
 Reason: Accuracy.

Identify the cover on the junction box (item no. 5).
 Reason: It is a separate item and is not called out on figure 19.

Add the cover of the junction box as an item in the listing for figure 19.
 Reason: Same as above

EXAMPLE

TEAR ALONG PERFORATED LINE

PRINTED NAME GRADE OR TITLE AND TELEPHONE NUMBER
 SSG I. M. DeSpirt of 999-1776

SIGN HERE

FILL IN YOUR
UNIT'S ADDRESS

FOLD BACK

DEPARTMENT OF THE ARMY

POSTAGE AND FEES PAID
DEPARTMENT OF THE ARMY
DOD 314



OFFICIAL BUSINESS
PENALTY FOR PRIVATE USE \$300

SAMPLE

Commander
US Army Communications-Electronics Command
and Fort Monmouth
ATTN: AMSEL-ME-MP
Fort Monmouth, New Jersey 07703-5007

TEAR ALONG PERFORATED LINE

RECOMMENDED CHANGES TO EQUIPMENT TECHNICAL PUBLICATIONS



THEN...JOT DOWN THE DOPE ABOUT IT ON THIS FORM. CAREFULLY TEAR IT OUT, FOLD IT AND DROP IT IN THE MAIL.

SOMETHING WRONG WITH THIS PUBLICATION?

FROM: (PRINT YOUR UNIT'S COMPLETE ADDRESS)

DATE SENT

PUBLICATION NUMBER

TM 11-5821-318-20P

PUBLICATION DATE

1 March 1987

PUBLICATION TITLE

VHF AM/FM Radio Set AN/ARC-186(V)

BE EXACT PIN-POINT WHERE IT IS

PAGE NO	PARA-GRAPH	FIGURE NO	TABLE NO
---------	------------	-----------	----------

IN THIS SPACE TELL WHAT IS WRONG AND WHAT SHOULD BE DONE ABOUT IT:

14 1/2" LONG (PERFORATED)

PRINTED NAME GRADE OR TITLE AND TELEPHONE NUMBER

SIGN HERE

DA FORM 2028-2
1 JUL 79

PREVIOUS EDITIONS ARE OBSOLETE

P.S. IF YOUR OUTFIT WANTS TO KNOW ABOUT YOUR RECOMMENDATION MAKE A CARBON COPE OF THIS AND GIVE IT TO YOUR HEADQUARTERS.

FILL IN YOUR
UNIT'S ADDRESS

FOLD BACK

DEPARTMENT OF THE ARMY

OFFICIAL BUSINESS
PENALTY FOR PRIVATE USE \$300

POSTAGE AND FEES PAID
DEPARTMENT OF THE ARMY
DOD 314



TEAR ALONG PERFORATED LINE

Commander
US Army Communications-Electronics Command
and Fort Monmouth
ATTN: AMSEL-ME-MP
Fort Monmouth, New Jersey 07703-5007

FILL IN YOUR
UNIT'S ADDRESS

FOLD BACK

DEPARTMENT OF THE ARMY

OFFICIAL BUSINESS
PENALTY FOR PRIVATE USE \$300

POSTAGE AND FEES PAID
DEPARTMENT OF THE ARMY
DOD 314



TEAR ALONG PERFORATED LINE

Commander
US Army Communications-Electronics Command
and Fort Monmouth
ATTN: AMSEL-ME-MP
Fort Monmouth, New Jersey 07703-5007

RECOMMENDED CHANGES TO EQUIPMENT TECHNICAL PUBLICATIONS

SOMETHING WRONG WITH THIS PUBLICATION?



THEN...JOT DOWN THE
DOPE ABOUT IT ON THIS
FORM. CAREFULLY TEAR
IT OUT, FOLD IT AND
DROP IT IN THE MAIL.

FROM: (PRINT YOUR UNIT'S COMPLETE ADDRESS)

DATE SENT

PUBLICATION NUMBER

PUBLICATION DATE

PUBLICATION TITLE

TM 11-5821-318-20P

1 March 1987

VHF AM/FM Radio Set AN/ARC-186(V)

BE EXACT PIN-POINT WHERE IT IS

PAGE NO.	PARA. GRAPH	FIGURE NO.	TABLE NO.
-------------	----------------	---------------	--------------

**IN THIS SPACE TELL WHAT IS WRONG
AND WHAT SHOULD BE DONE ABOUT IT:**

11-111-1111-1111-1111

PRINTED NAME GRADE OR TITLE AND TELEPHONE NUMBER

SIGN HERE

DA FORM 2028-2
1 JUL 79

PREVIOUS EDITIONS
ARE OBSOLETE

P.S. IF YOUR OUTFIT WANTS TO KNOW ABOUT YOUR
RECOMMENDATION MAKE A CARBON COPE OF THIS
AND GIVE IT TO YOUR HEADQUARTERS

FILL IN YOUR
UNIT'S ADDRESS

FOLD BACK

DEPARTMENT OF THE ARMY

OFFICIAL BUSINESS
PENALTY FOR PRIVATE USE \$300

POSTAGE AND FEES PAID
DEPARTMENT OF THE ARMY
DOD 314



TEAR ALONG PERFORATED LINE

Commander
US Army Communications-Electronics Command
and Fort Monmouth
ATTN: AMSEL-ME-MP
Fort Monmouth, New Jersey 07703-5007

By Order of the Secretary of the Army:

JOHN A. WICKHAM, JR.
General, United States Army
Chief of Staff

Official:

R.L. DILWORTH
Brigadier General, United States Army
The Adjutant General

DISTRIBUTION:

To be distributed in accordance with DA Form 12-51 literature requirements for AN/ARC-186.

